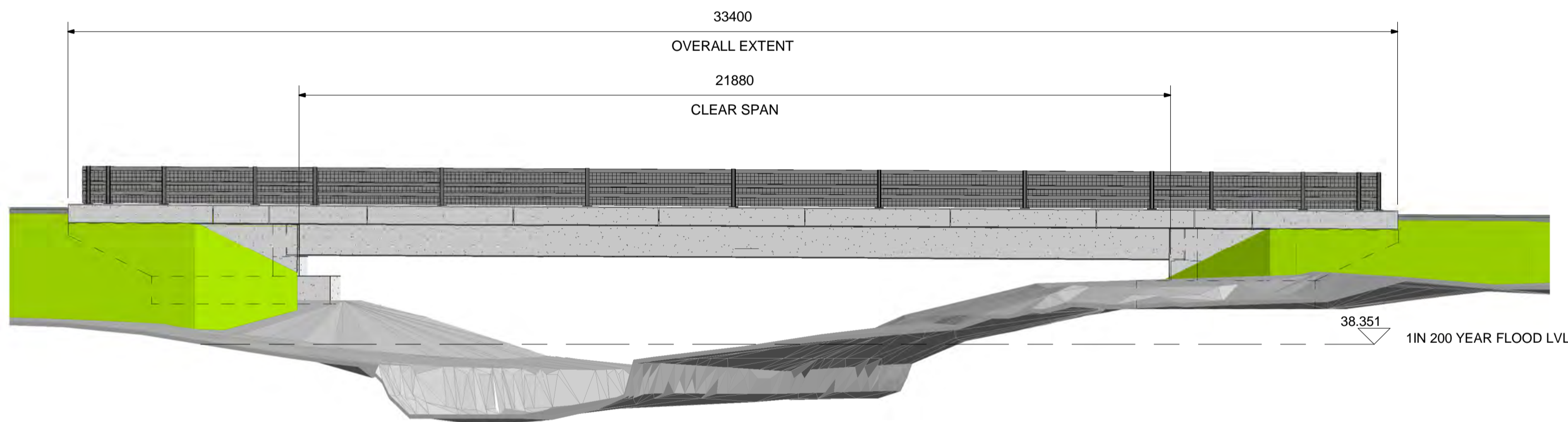
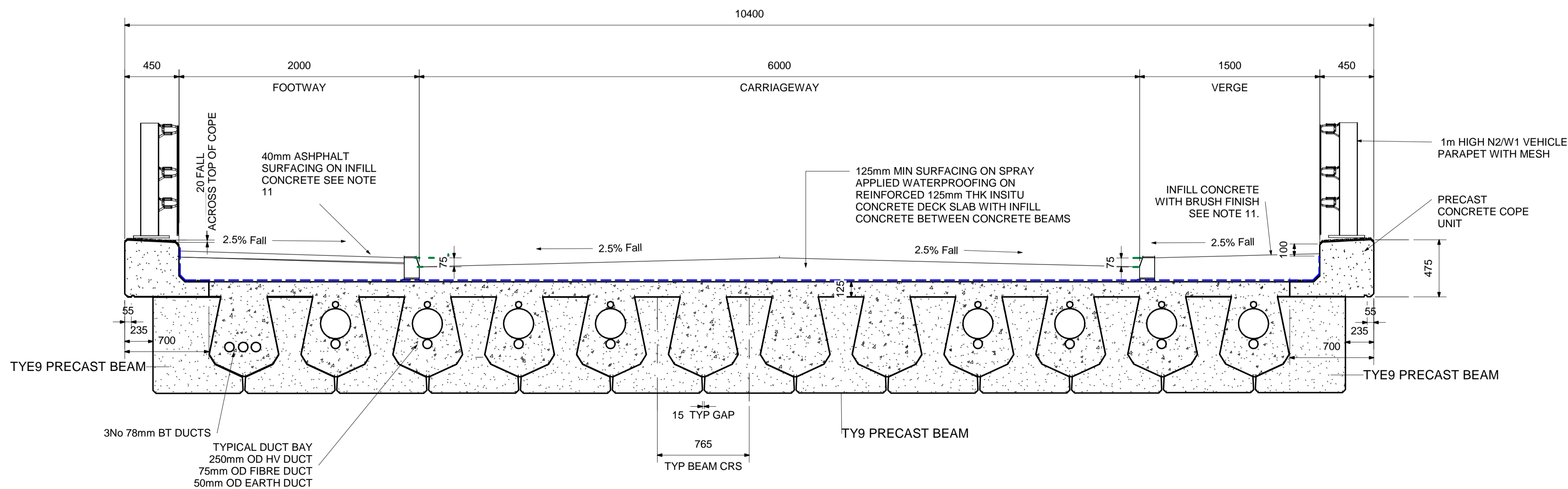


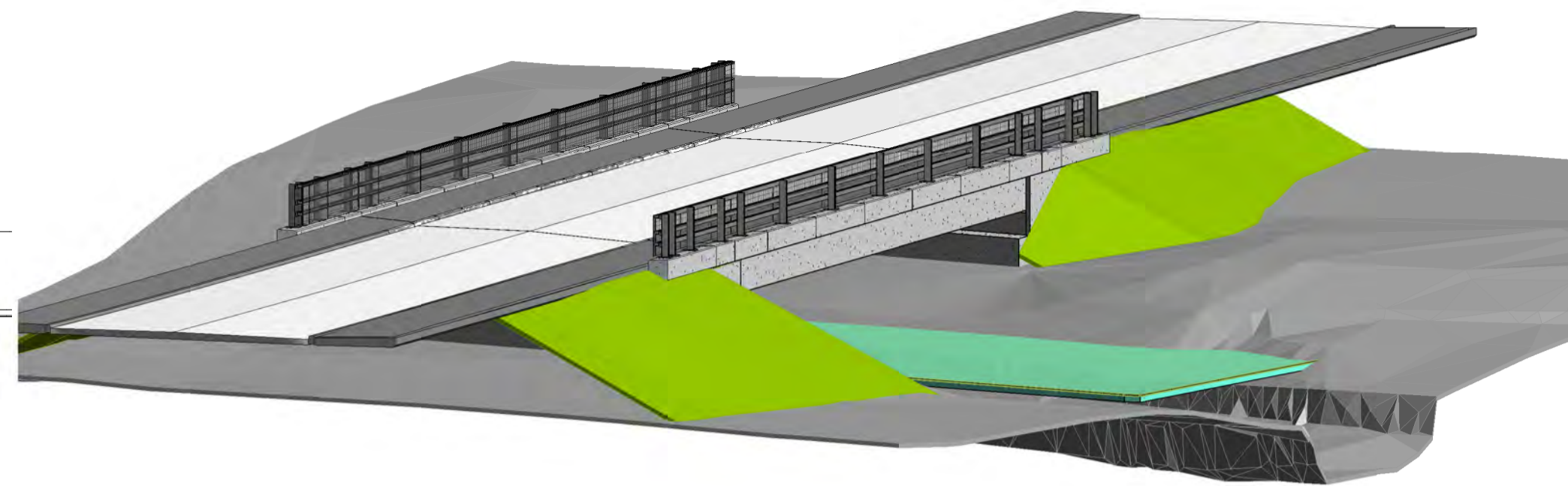
1 PLAN
1 : 100



2 ELEVATION
1 : 100



3 SECTION
1 : 25



4 ISOMETRIC VIEW

DO NOT SCALE FROM THIS DRAWING

NOTES

1. ALL DIMENSIONS ARE IN MILLIMETRES
2. ALL LEVELS ARE IN METRES AOD UNLESS NOTED OTHERWISE

REV	BY	CHKD	APPD	DATE	DESCRIPTION
P1	AW			17.01.2019	FIRST ISSUE

CODE	DRAWING STATUS
S2	INFORMATION

Tony Gee and Partners LLP
3rd FLOOR
144 WEST GEORGE STREET
GLASGOW G2 2HG
Tel: 01412 262 470
www.tonygee.com
Consulting Civil, Structural and Geotechnical Engineers

ON BEHALF OF
viking energy
Harnessing Shetland's natural resources

BURN OF PETTAWATER CROSSING

PROPOSED BRIDGE GENERAL ARRANGEMENT

RESIDUAL HAZARD	SUGGESTED CONTROL MEASURE
SIGNIFICANT RESIDUAL HAZARDS	

NOTE: The above hazards do not include every hazard or assumption, but identify significant residual construction hazards that are not likely to be obvious to a competent contractor and those that could be difficult to manage effectively. Refer also to the designer's risk documentation.

DRAWING No. S118021-TG-SBR-PB-DR-C 3130

DRAWN	DESIGNED	CHECKER	REVISION
Author	Checker		P1

SCALE : As indicated ORIGINAL SIZE : A1